**Annexure:-**

**Status as of September 2026 - Projects costing more than 3 Crores & MPLADS:**

1. Abstract of projects costing more than ₹3 Crores - September 2026
2. Scheme-wise abstract of projects - Sep 2026
3. Ongoing projects as of Sep 2026
4. Tender projects as of Sep 2026
5. Completed projects as of Sep 2026
6. Terminated projects as of Sep 2026
7. Projects under EOT as of Sep 2026
8. PMU inspection Report
9. Abstract as of September 2026 (MPLADS)
10. Projects under EOT - Sep 2026 (MPLADS)
11. Completed projects – 17th, 18th & Rajya Sabha
12. MPLADS Site Inspection Report
13. 17th LS projects beyond 21 months

# PROJECTS COSTING MORE THAN 3 Cr – DIVISION WISE ABSTRACT (SEP'26)

| S.No | DIVISION | TOTAL PROJECTS |
|---|---|---|
| 1 | National Highways | 3 |
| 2 | Buildings & Roads - Central | 19 |
| 3 | Buildings & Roads - North | 7 |
| 4 | Buildings & Roads - South | 19 |
| 5 | Special Buildings - I | 11 |
| 6 | Special Buildings - II | 6 |
| 7 | Irrigation | 13 |
| 8 | Public Health (8NL - Ten) | 21 |
| 9 | Buildings & Roads (Karaikal) | 23 |
| 10 | Irrigation & Public Health | 6 |
| 11 | PWD Division (Mahe) | 6 |
| 12 | PWD Division (Yanam) | 4 |
| 13 | LAD | 3 |
| 14 | Health | 2 |
| 15 | Oulgaret Municipality | 7 |
| 16 | Pondicherry Municipality | 3 |
| 17 | Electricity Department | 10 |
| 18 | Transport Department | 1 |
| 19 | Labour Department | 1 |
| 20 | Adi Dravidar Welfare | 1 |
| | **TOTAL** | **166** |

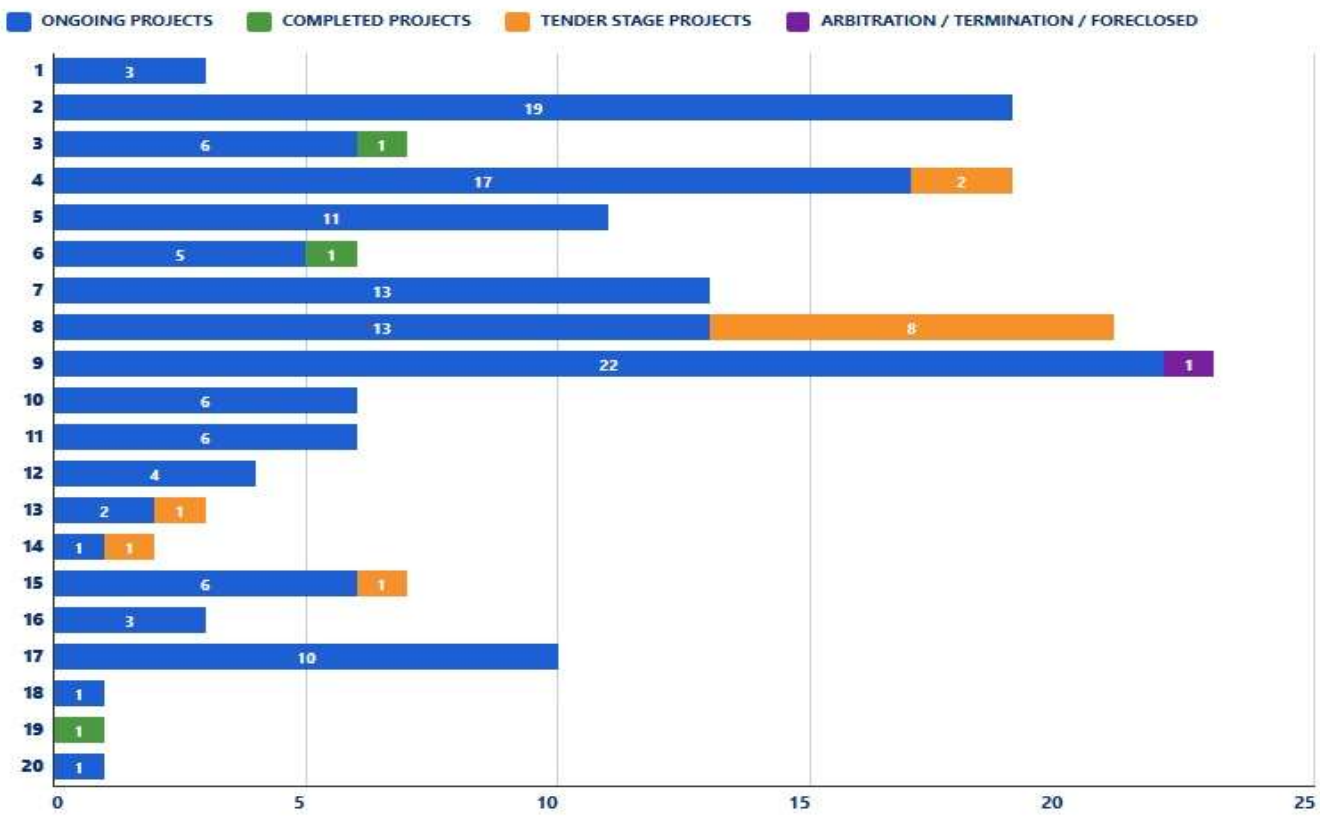


**TOTAL (ALL DIVISIONS)**

| 149 | 3 | 13 | 1 | 166 |
|---|---|---|---|---|
| ONGOING | COMPLETED | TENDER STAGE | ARBITRATION / TERMINATION / FORECLOSED | TOTAL PROJECTS |

| Scheme-wise abstract of projects as on September 2026 | | | | | | |
|---|---|---|---|---|---|---|
| **S.No** | **Category of Funds with their Schemes** | | **Total Projects** | **Ongoing Projects** | **Completed Projects** | **Tender Stage Projects** |
| 1 | **CSS** | Judicial | 1 | 1 | - | - |
| | | Art & Culture | 1 | 1 | - | - |
| | | Drugs Control | 1 | 1 | - | - |
| | | Blue Revolution | 1 | - | 1 | - |
| | | AMRUT 2.0 | 7 | 6 | - | 1 |
| | | NAM | 1 | 1 | - | - |
| | | PMSSY | 4 | 4 | - | - |
| | | SBM | 2 | 2 | - | - |
| | | RUSA | 1 | 1 | - | - |
| | | PMGSY – III | 8 | 7 | 1 | - |
| | | PM-AJAY | 1 | 1 | - | - |
| | | Smart City | 1 | 1 | - | - |
| | | PM-ABHIM | 5 | 5 | - | - |
| 2 | **CS** | MORTH | 2 | 2 | - | - |
| | | CRIF | 2 | 2 | - | - |
| | | CBDD | 2 | 2 | - | - |
| | | PRASHAD | 1 | 1 | - | - |
| | | RDSS | 2 | 2 | - | - |
| 3 | **NL** | SIDBI | 12 | 11 | - | 1 |
| | | National Housing Bank | 3 | 3 | - | - |
| | | NABARD | 45 | 35 | 1 | 8 |
| 4 | **SASCI** | SASCI | 49 | 48 | - | 1 |
| 5 | **GoP** | GoP | 14 | 12 | - | 2 |
| **Total Projects** | | | **166** | **149** | **3** | **13** |

# PROJECTS COSTING MORE THAN 3 Cr – SCHEME WISE (AS OF SEP'26)

## 1. OVERALL PROJECT STATUS (BY COUNT)

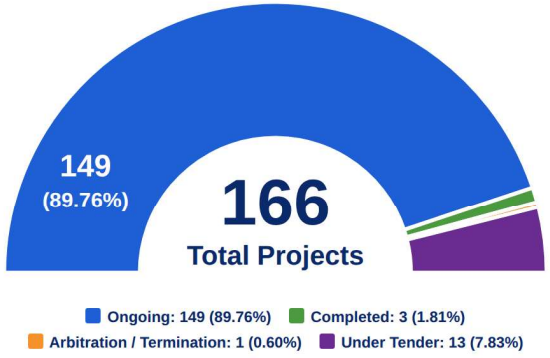


## 2. OVERALL COST DISTRIBUTION (IN CRORES)

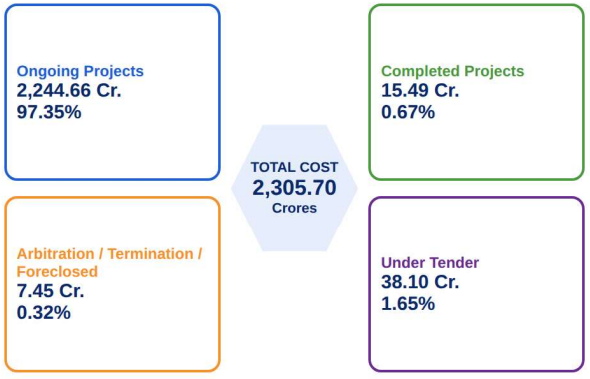


## 3. SCHEME-WISE OVERALL COST (IN CRORES)

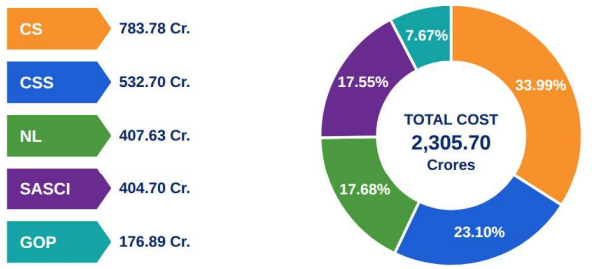


## 4. SCHEME-WISE PROJECT COUNT

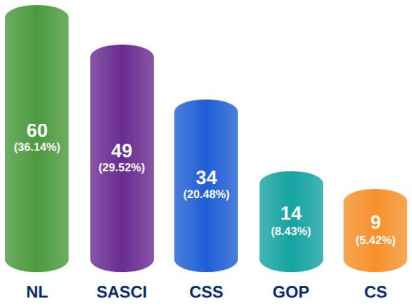


Total Projects : 166

## 5. ONGOING COST BY SCHEME (IN CRORES)

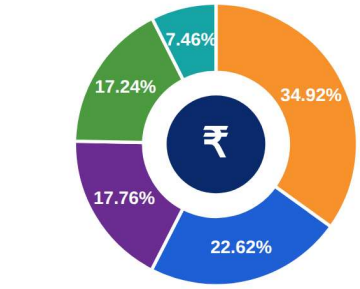


- CS 783.78 Cr. (34.92%)
- CSS 507.80 Cr. (22.62%)
- SASCI 398.71 Cr. (17.76%)
- NL 386.92 Cr. (17.24%)
- GOP 167.45 Cr. (7.46%)

Total Ongoing Cost : 2,244.66 Crores

## 6. TENDER COST BY SCHEME (IN CRORES)

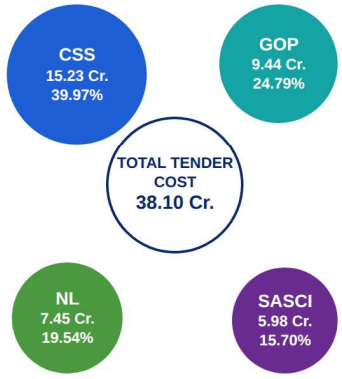


Total Tender Cost : 38.10 Crores

## 7. COMPLETED COST BY SCHEME (IN CRORES)

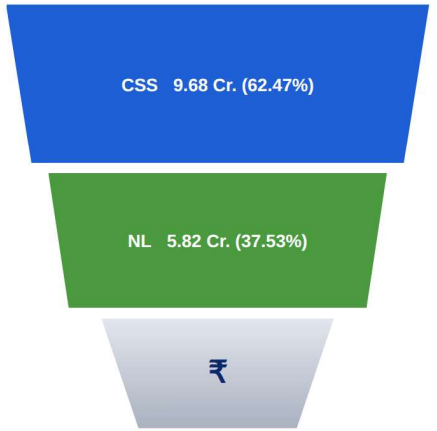


Total Completed Cost : 15.49 Crores

## Scheme-wise – Status of Projects

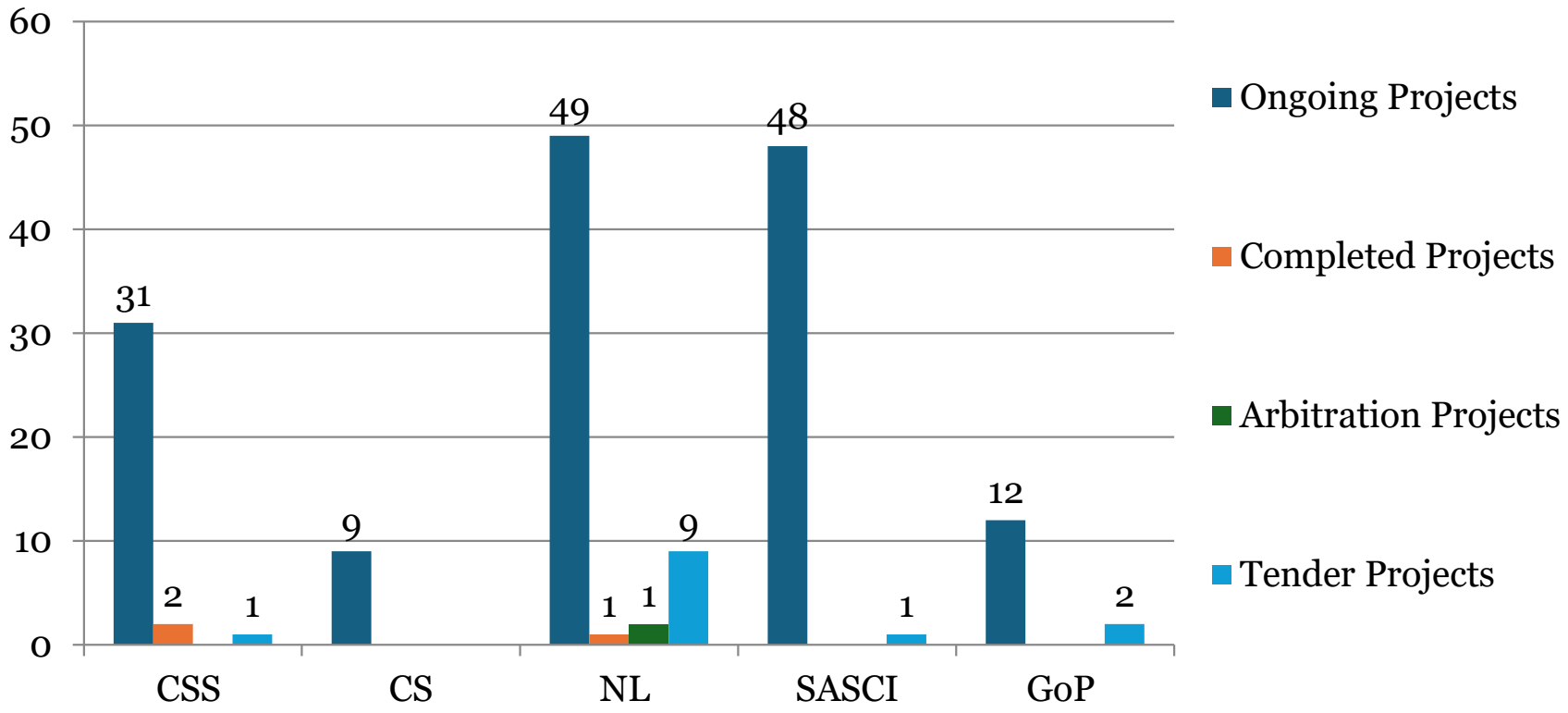

## 1. EXTENSION OF TIME (EOT) STATUS

With EOT
**74**
(44.6%)

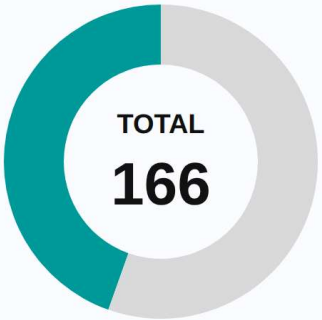


Ontime Projects
**92**
(55.4%)

74 Projects (44.6%) have been granted Extension of Time.

## 2. COMPLETED PROJECTS – PCR / UC STATUS

PCR / UC Pending
**2**
(66.7%)




2 of 3 Completed Projects are Pending for PCR / UC.

## 3. REGION-WISE SUMMARY TABLE

| Region | Total Projects | Ongoing | Completed | Tender Stage | Arbitration / Termination / Foreclosed | EOT | PCR / UC Pending |
|---|---|---|---|---|---|---|---|
| Puducherry (PWD) | 99 | 87 | 3 | 9 | - | 45 | 2 |
| Karaikal | 29 | 28 | - | - | 1 | 13 | - |
| Mahe | 6 | 6 | - | - | - | 5 | - |
| Yanam | 4 | 4 | - | - | - | 2 | - |
| Others (LAD, Municipalities, Departments etc.) | 28 | 24 | - | 4 | - | 9 | - |
| **TOTAL** | **166** | **149** | **3** | **13** | **1** | **74** | **2** |

# Projects with delayed physical progress - Quarter wise

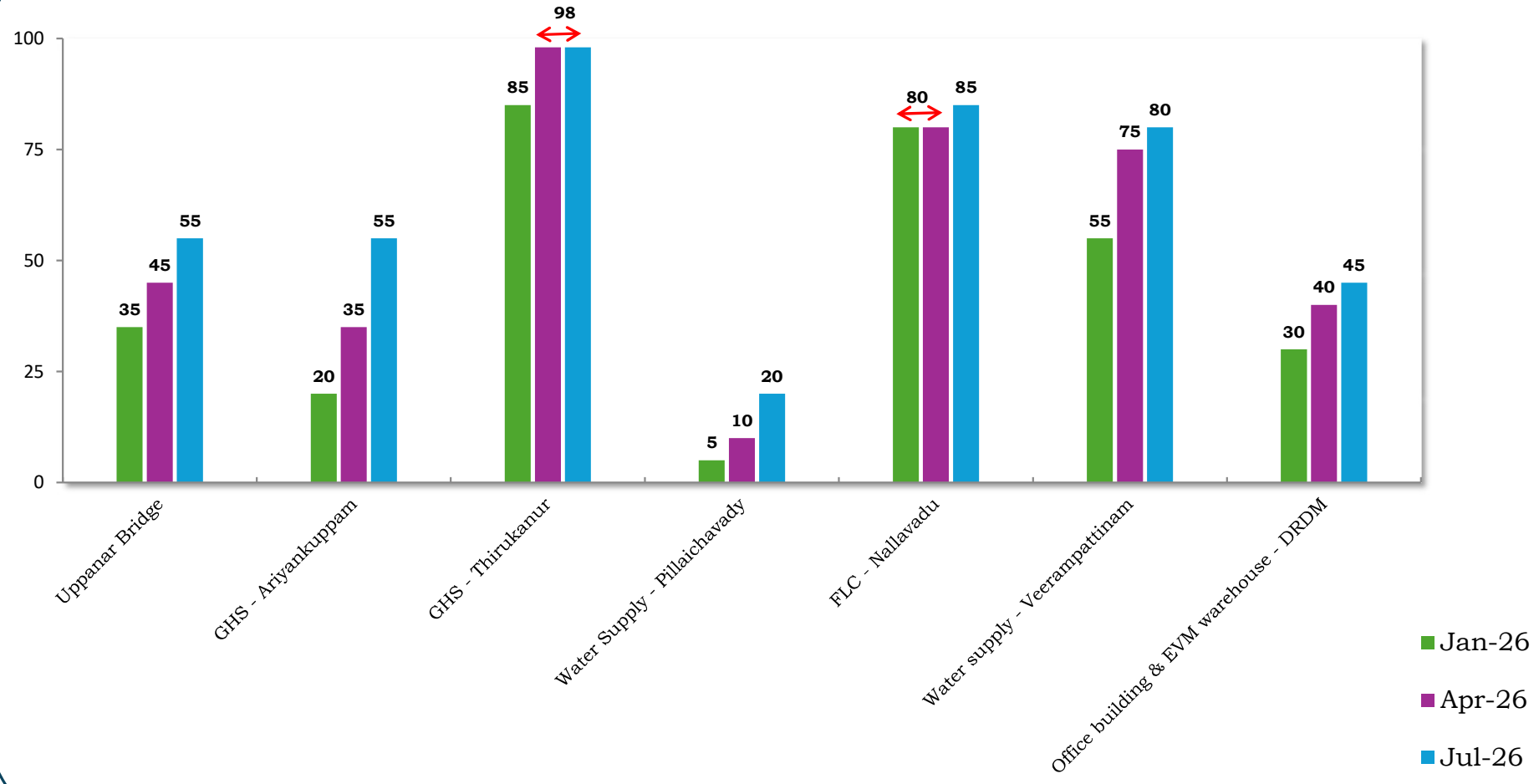

## PWD - Negotiated Loan - BE 2026-27
### Budget Allocation - Total – 171.00 Cr

(₹ in Cr)

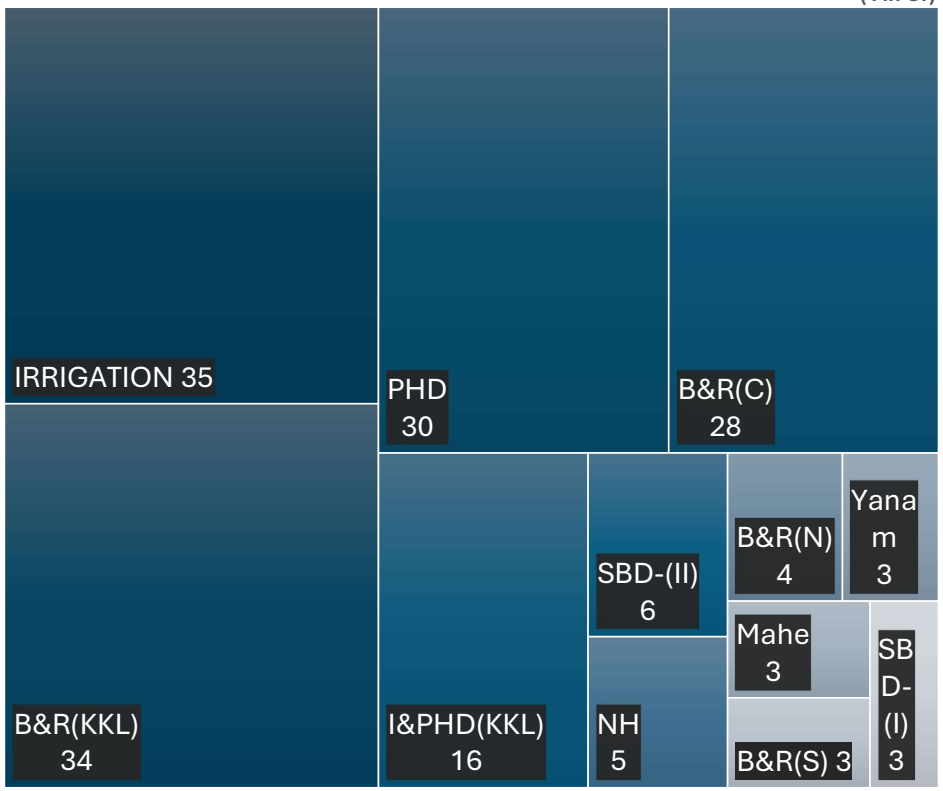


**DEMAND No.27 - ₹ 161.00 crore**

- PUBLIC WORKS (4059) : -
- FLOOD CONTROL (4711) : ₹ 8.54 Cr
- MINOR IRRIGATION (4702) : ₹ 33.05 Cr
- WATER SUPPLY & SANITATION (4215) : ₹ 43.35 Cr
- ROADS & BRIDGES (5054) : ₹ 76.06 Cr

**DEMAND No.39 - ₹ 10 crore**

- FISHERIES DEPARTMENT (4405) : ₹ 1.00 Cr
- HEALTH DEPARTMENT (4202) : ₹ 3.00 Cr
- SCHOOL EDUCATION (4202) : ₹ 6.00 Cr

## PWD - Negotiated Loan - BE 2026-27
### Budget vs Expenditure (Status as on 23.09.2026)

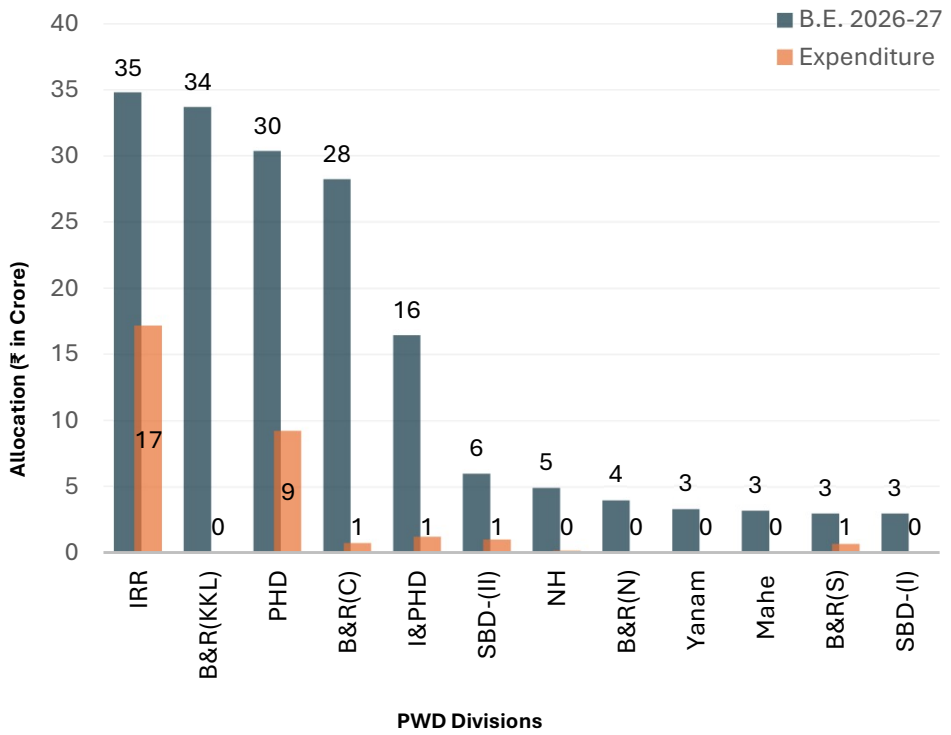


- **Total Allocation (B.E. 2026-27)** : ₹171.00 crore
- **Expenditure as on 23.09.2026** : ₹30.43 crore
- **Balance to be booked by this FY** : ₹140.57 crore

# MPLADS

# DEPARTMENT WISE MPLAD WORKS STATUS

## OVERALL SUMMARY (ALL DEPARTMENTS)

| Total Works Proposed | Work Completed | Work in Progress | Tender | Estimate Under Preparation | Work Dropped |
|---|---|---|---|---|---|
| 305 | 152 (49.84%) | 51 (16.72%) | 20 (6.56%) | 63 (20.65%) | 19 (6.23%) |

## LAD

| | |
|---|---|
| Total Works Proposed | 191 |
| Work Completed | 107 |
| Work in Progress | 39 |
| Tender | 12 |
| Estimate Under Preparation | 18 |
| Work Dropped | 15 |

## PWD

| | |
|---|---|
| Total Works Proposed | 50 |
| Work Completed | 17 |
| Work in Progress | 6 |
| Tender | 4 |
| Estimate Under Preparation | 20 |
| Work Dropped | 3 |

## EDUCATION

| | |
|---|---|
| Total Works Proposed | 26 |
| Work Completed | 12 |
| Work in Progress | 1 |
| Tender | 4 |
| Estimate Under Preparation | 9 |
| Work Dropped | 0 |

## ELECTRICITY

| | |
|---|---|
| Total Works Proposed | 10 |
| Work Completed | 6 |
| Work in Progress | 2 |
| Tender | 0 |
| Estimate Under Preparation | 2 |
| Work Dropped | 0 |

## HEALTH

| | |
|---|---|
| Total Works Proposed | 6 |
| Work Completed | 2 |
| Work in Progress | 1 |
| Tender | 0 |
| Estimate Under Preparation | 3 |
| Work Dropped | 0 |

## DRDA

| | |
|---|---|
| Total Works Proposed | 2 |
| Work Completed | 2 |
| Work in Progress | 0 |
| Tender | 0 |
| Estimate Under Preparation | 0 |
| Work Dropped | 0 |

## TRUST

| | |
|---|---|
| Total Works Proposed | 2 |
| Work Completed | 0 |
| Work in Progress | 1 |
| Tender | 0 |
| Estimate Under Preparation | 0 |
| Work Dropped | 1 |

## OTHERS

| | |
|---|---|
| Total Works Proposed | 18 |
| Work Completed | 6 |
| Work in Progress | 1 |
| Tender | 0 |
| Estimate Under Preparation | 11 |
| Work Dropped | 0 |

# Region-wise MPLAD Works Status

| Overall MPLADS Works Status | | | | |
|---|---|---|---|---|
| **MPLAD** | **17th** | **18th** | **RS** | **Total** |
| Total Proposed Works | 122 | 74 | 109 | **305** |
| Completed Works | 100 | 5 | 47 | **152** |
| Ongoing Works | 9 | 18 | 24 | **51** |
| Tender | 1 | 8 | 11 | **20** |
| Estimate Under Preparation | - | 40 | 23 | **63** |
| Dropped | 12 | 3 | 4 | **19** |




| MPLAD | 17th | 18th | RS | Total |
|---|---|---|---|---|
| Total Works Proposed | 3 | 1 | 3 | **7** |
| Completed Works | 2 | - | 1 | **3** |
| Ongoing Works | 1 | - | - | **1** |
| Tender | - | - | 2 | **2** |

| MPLAD | 17th | 18th | RS | Total |
|---|---|---|---|---|
| Total Works Proposed | 85 | 53 | 94 | **232** |
| Completed Works | 68 | 4 | 44 | **116** |
| Ongoing Works | 6 | 13 | 19 | **38** |
| Tender | 1 | 7 | 8 | **16** |
| Estimate under Preparation | - | 26 | 19 | **45** |
| Work Dropped | 10 | 3 | 4 | **17** |

| MPLAD | 17th | 18th | RS | Total |
|---|---|---|---|---|
| Total Works Proposed | 7 | 2 | 1 | **10** |
| Completed Works | 7 | - | - | **7** |
| Ongoing Works | - | 2 | - | **2** |
| Estimate under Preparation | - | - | | **1** |

| MPLAD | 17th | 18th | RS | Total |
|---|---|---|---|---|
| Total Works Proposed | 27 | 12 | 8 | **47** |
| Completed Works | 23 | 1 | 2 | **26** |
| Ongoing Works | 2 | 3 | 4 | **9** |
| Tender | - | 1 | 1 | **2** |
| Estimate under Preparation | - | 7 | 1 | **8** |
| Work Dropped | 2 | - | - | **2** |

# LAD - Status of works

