



GOVERNMENT OF PUDUCHERRY

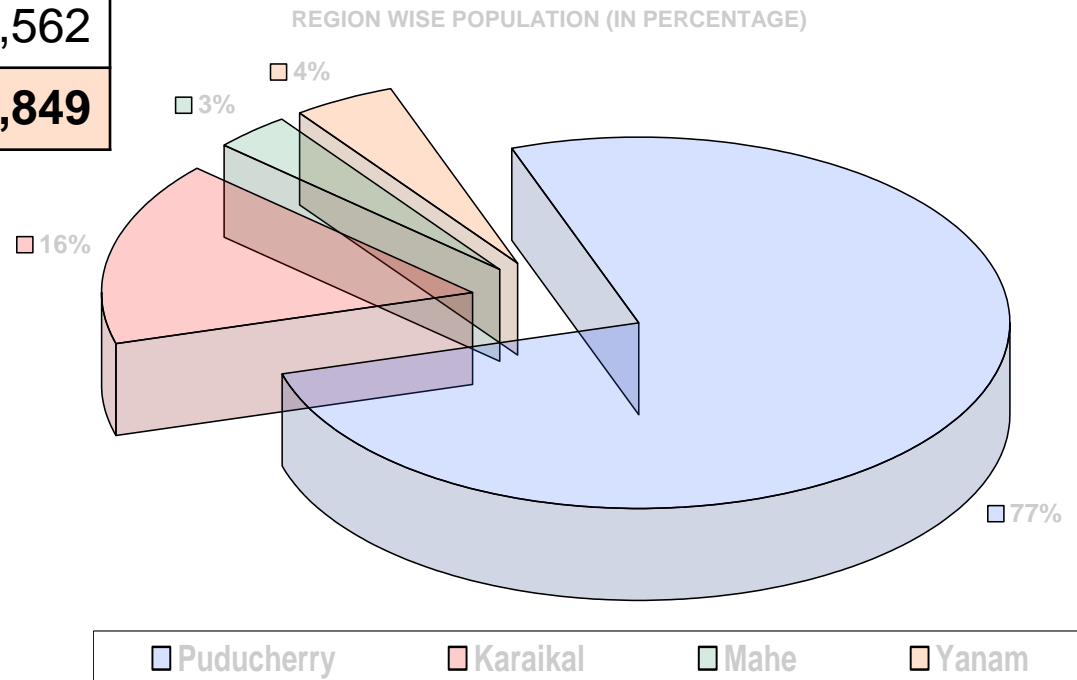


*Budgetary inputs for the Members of
State Planning Board for
Annual Budget 2023-24*



Puducherry – Area & Demography

REGION	AREA (Sq.Km)	POPULATION (2021 tentative)
Puducherry	294	12,28,082
Karaikal	157	2,34,725
Mahe	9	47,480
Yanam	30	98,562
Total	490	16,08,849



State Planning Board - Composition

Chairperson

Hon'ble Lt. Governor

Vice-Chairman

Hon'ble Chief Minister

Members

- ❖ All Ministers
- ❖ Member of Parliament (Rajya Sabha)
- ❖ Member of Parliament (Lok Sabha)
- ❖ Leader of Opposition

Official Members

- ❖ Chief Secretary to Government
- ❖ All Secretaries to Government

Non-Official Members

- ❖ One Representative from Madras School of Economics, Chennai
- ❖ One Representative from National Institute of Rural Development, Hyderabad
- ❖ One Representative from Pondicherry Central University, Puducherry
- ❖ One Representative from Indian Institute of Public Administration, New Delhi

Member Secretary

- ❖ Secretary (Planning)

State Planning Board – Role



To advise the Government on the formulation and implementation of Development Plan / Schemes for the Territory

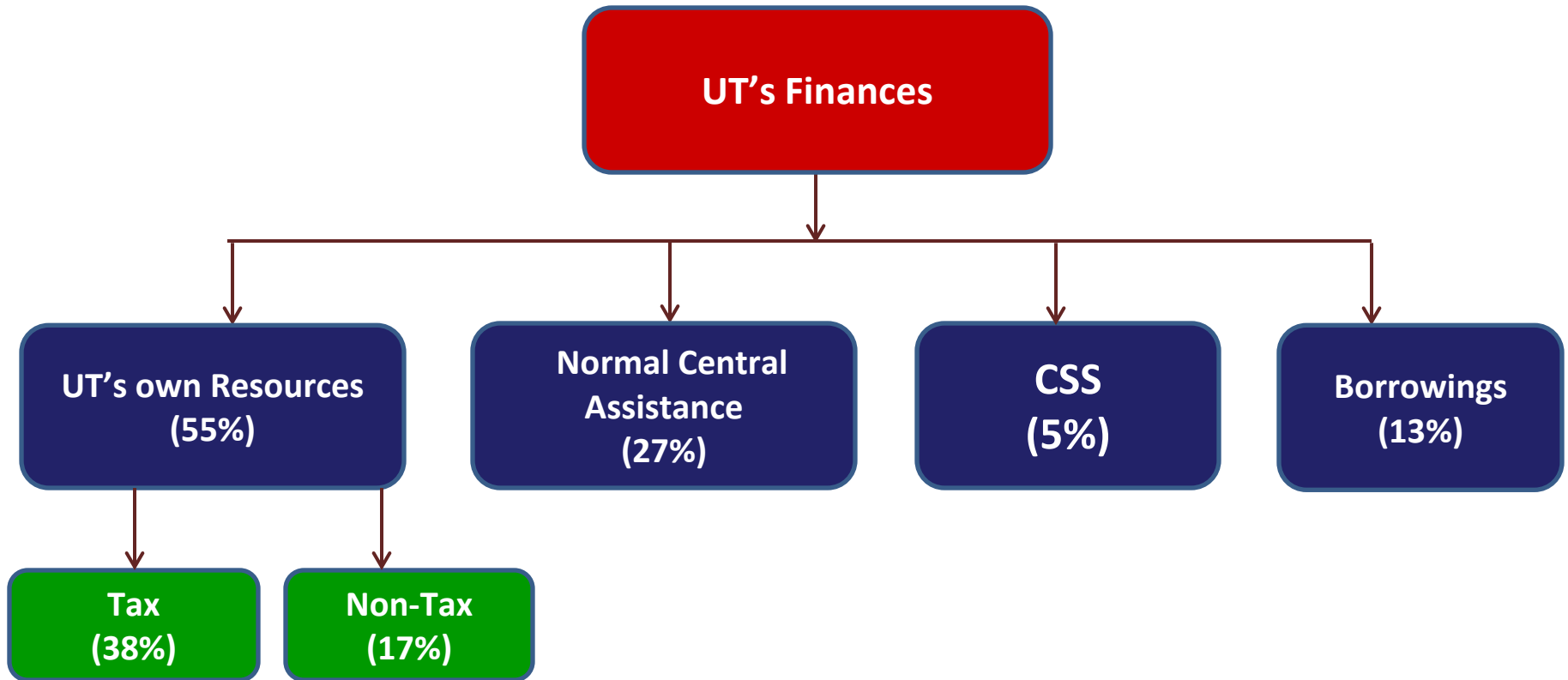


To find avenues to augment resources to meet the needs of development planning.



Also to ensure the Financial Stability and credit of UT of Puducherry (Implicit Mandate)

DIFFERENT CHANNELS OF FUNDS FLOW FROM THE CENTRAL GOVERNMENT TO THE UT OF PUDUCHERRY (RE 2022-23)



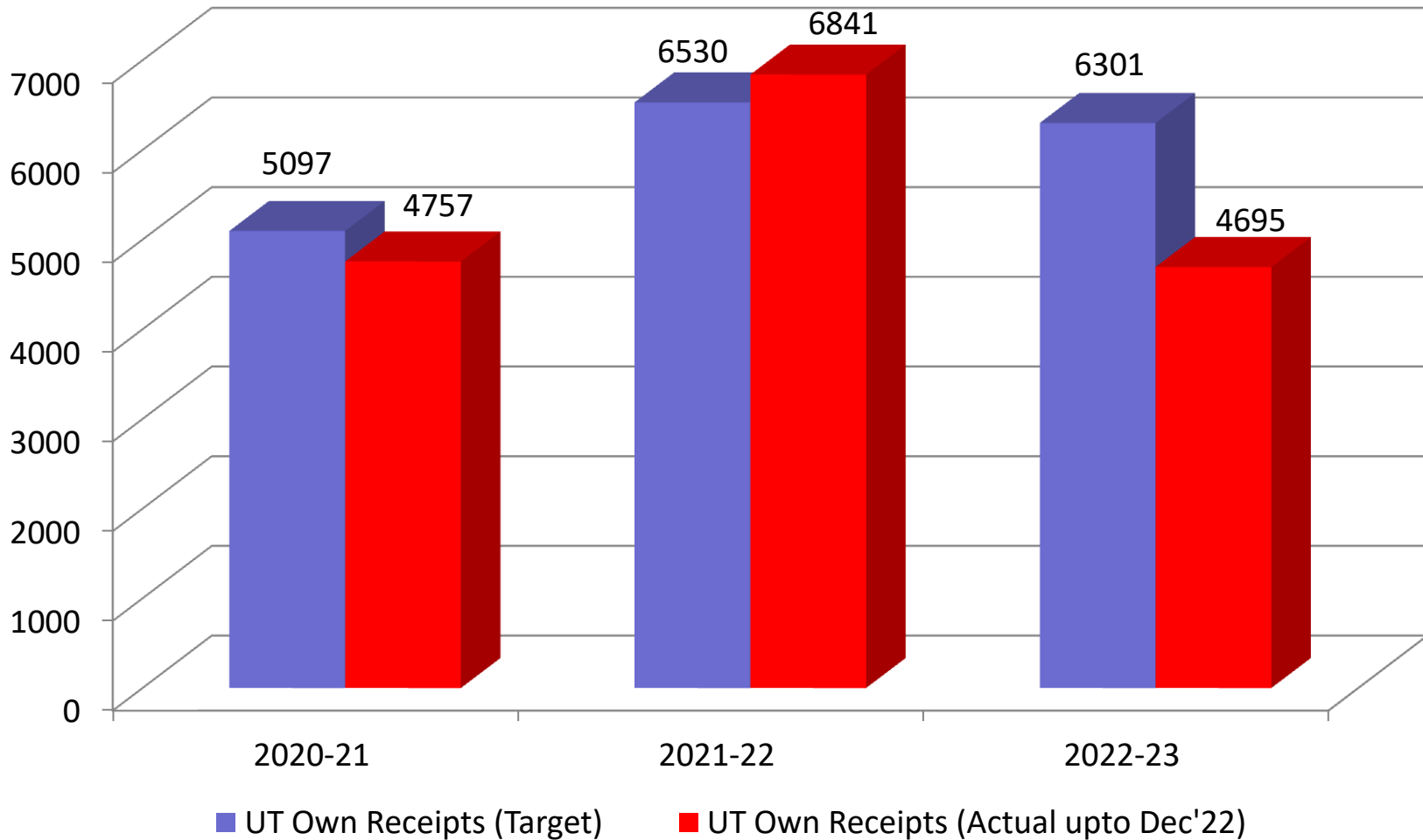
Resources at a Glance 2022-23

(₹ in crore)

Sl. No	ITEMS	B.E. 2022-23	R.E. 2022-23	Actuals 2022-23 Upto Dec'22
A	UT's own Receipts	6557.23	6300.70	4695.28
B	Grants from GOI			
	Central Assistance	1724.77	3124.77	1293.58
	Centrally Sponsored Scheme (CSS)	500.00	550.00	*241.93
	Central Road Fund (CRF)	20.00	20.00	7.83
	Disaster Response Fund	5.00	24.18	5.00
	e-Vidhan	--	1.70	1.70
C	Borrowings			
	Negotiated Loan	350.00	200.00	39.05
	Open Market Borrowings	1539.61	1278.65	700.00
	Total	10696.61	11500.00	6984.37

Inclusive of opening balance of ₹ 155.70 cr.

UT's own Receipts (Target vs Actual)



U.T.'s Own Revenue Receipts

(₹ in crore)

Sl. No	Source	2020-21 Actuals	2021-22 Actuals	2022-23	
				BE	RE
1	Commercial Tax	2331	3354	2631	2631
2	State Excise	798	1096	1500	1500
3	Power	1295	2005	1930	1700
4	Stamps & Registration	82	111	125	125
5	Transport	84	99	125	125
6	PWD	19	19	25	25
7	Others	148	156	221	194
	Total	4757	6840	6557	6300

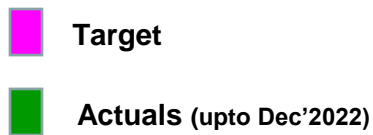
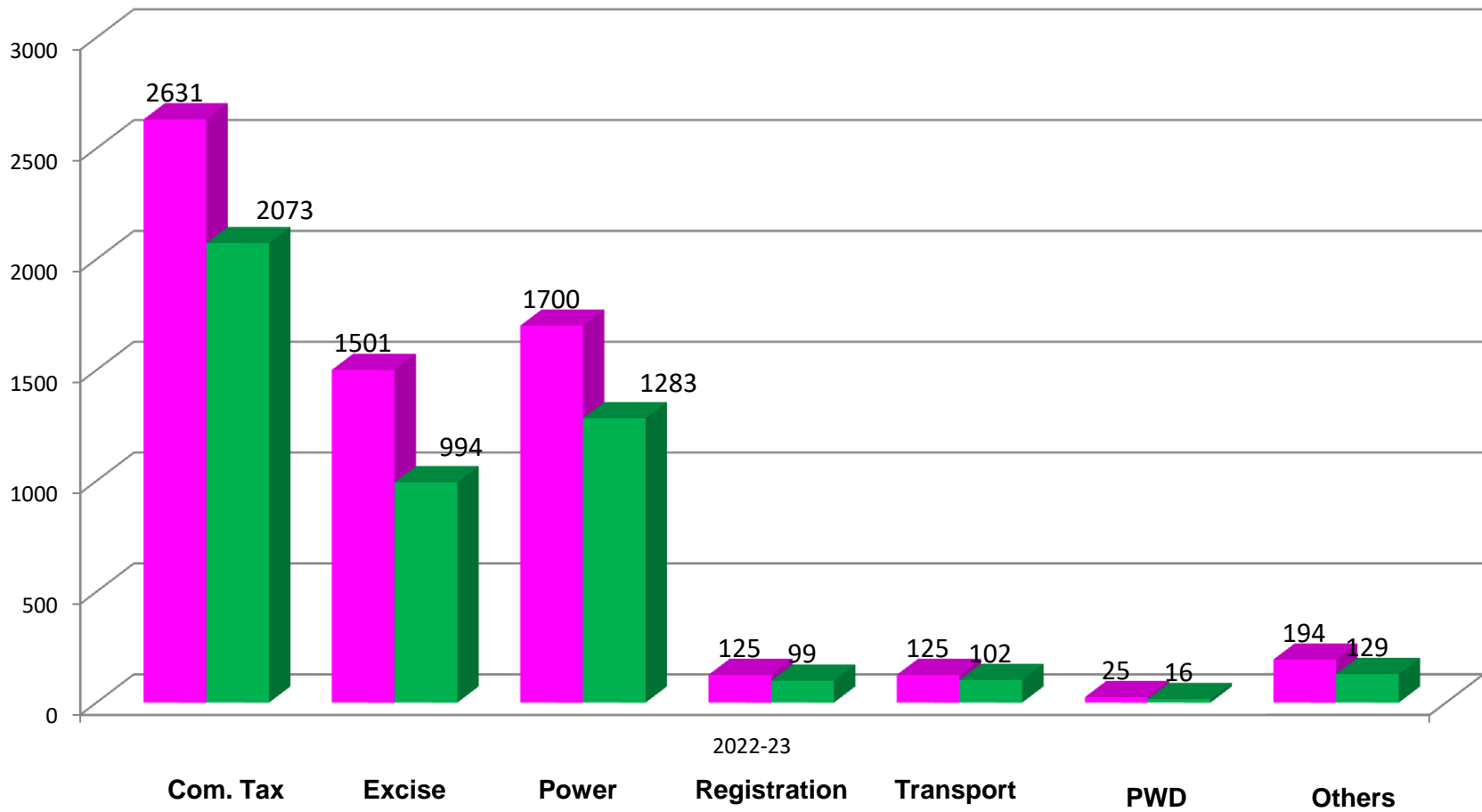
Receipt Position 2022-23

(₹ in crore)

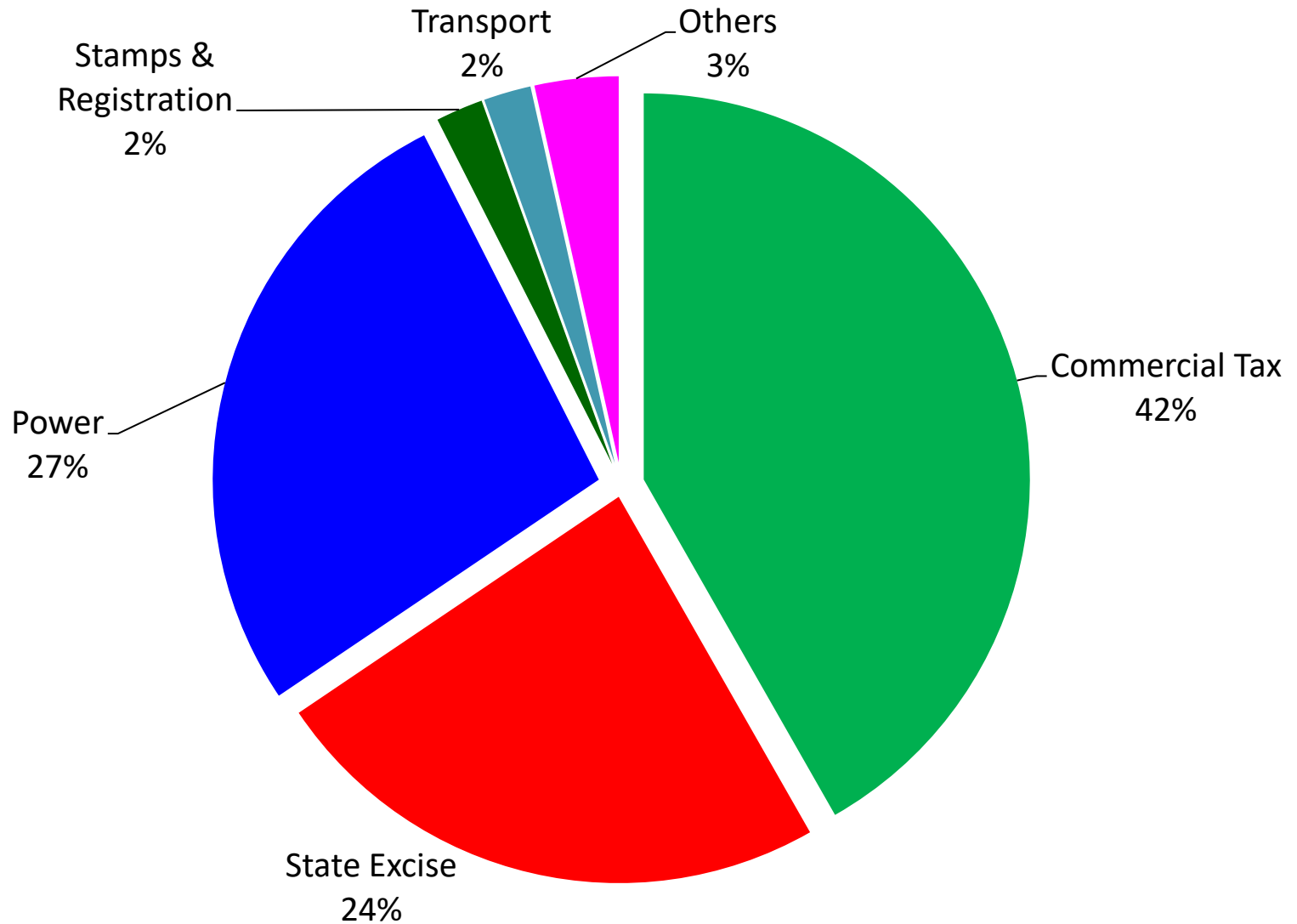
Sl. No.	Department	Actual 2021-22	RE 2022-23	Actual upto Dec'22	Anticipated Receipt for the remaining 3 months
1	Commercial Tax	3354.24	2631.00	2072.84	558.16
2	State Excise	1096.00	1500.51	993.86	506.65
3	Power	2005.12	1700.00	1283.06	416.94
4	Stamps & Registration	110.72	125.00	99.16	25.84
5	Transport	99.26	125.00	101.56	23.44
6	PWD	19.49	25.00	16.00	9.00
7	Others	155.77	194.19	128.80	65.39
	Total	6840.60	6300.70	4695.28	1605.42

UT's own receipts 2022-23

(₹ in crore)



Contribution of various taxes 2022-23



Fiscal Discipline in UT

(₹ in Crore)

Particulars	2020-21	2021-22	2022-23 (Borrowing upto 20 th Jan'23)	2022-23
GSDP	42097.81	42110.25	40593.28	40593.28
Fiscal Deficit to GSDP	2.07	1.90	-0.01	-0.01
Revenue Deficit to GSDP	1.49	1.15	-1.04	-1.04
Outstanding Debt	9328.02	9859.20	9118.20	9856.85
Outstanding Debt to GSDP	22.16	23.41	22.46	24.28

- Puducherry, with its limited tax and non-tax revenue resources should not cross Debt/ GSDP ratio of 25% (Borrowing rate > GSDP growth rate) and stands 4th among States/UT with Legislature.

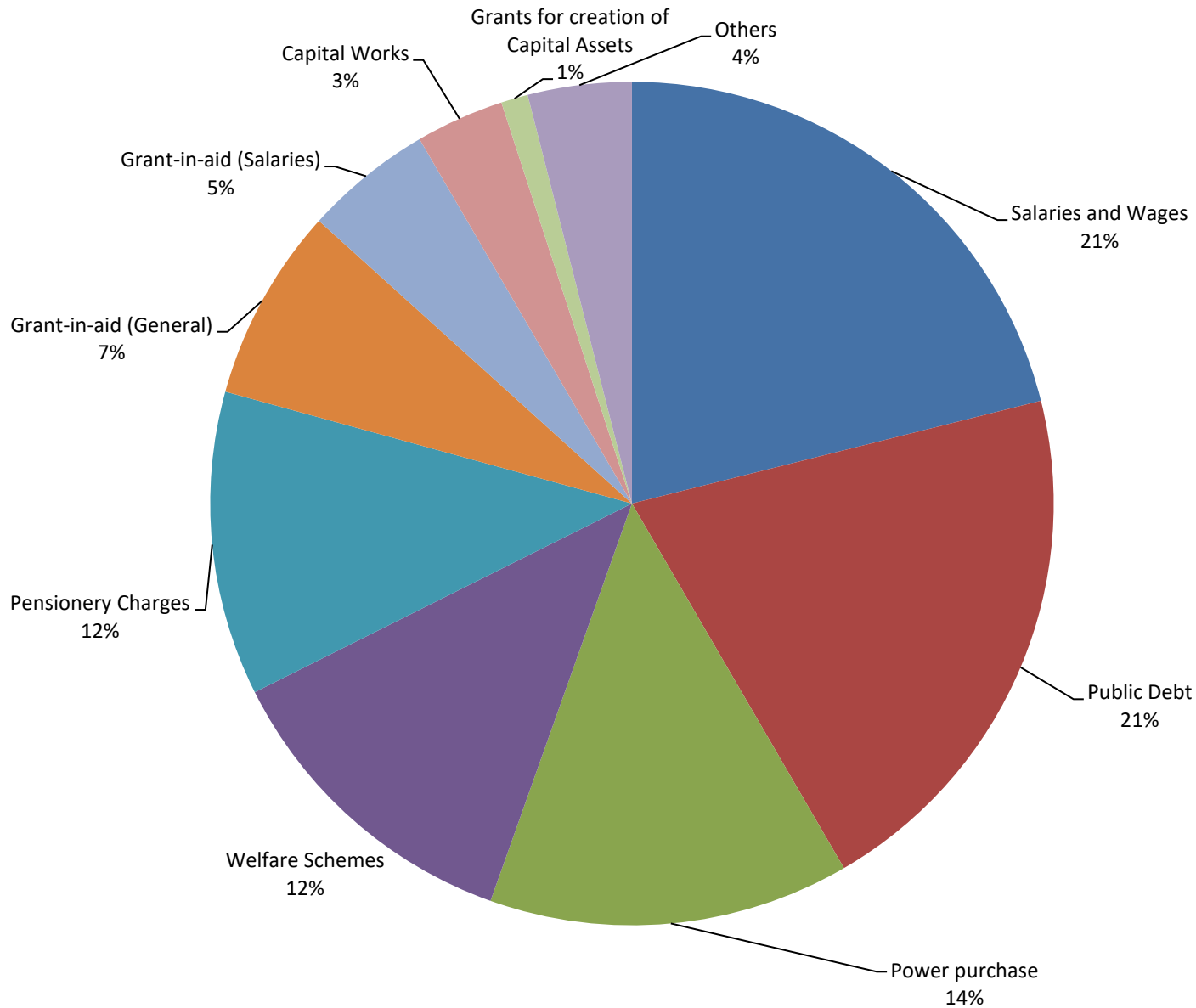
Expenditure for 2022-23

(Rs. in crore)

Major Items	R.E. 2022-23	Expenditure (as on 20.01.2023)	%
Revenue	9598.73	6470.27	67.41 %
Capital	1901.27	1369.89	72.05 %
Total	11500.00	7840.16	68.18 %

Major Expenditure for the year RE 2022-23

(₹ in crore)



UT's Debt Position as on 20.01.2023

(₹ in crore)

Sl. No.	Description	Outstanding Debt
1	Open Market borrowings	7980.87
2	Small Savings Collections Loans	594.19
3	Non-Plan Loan	210.01
4	NABARD	149.14
5	Plan Loan	104.24
6	Public Account	177.00
7	AFD Loan	49.61
8	SIDBI	7.89
9	Other loans	96.56
Total		9369.51

DETAILS OF LEGACY LOAN AS ON 20-1-2023

(₹ in crore)

Sl. No.	Name of the Loan	Loan outstanding as on 17-12-2007	Repayment made (including auto debit) from 17-12-2007 till 20-1-2023	Balance as on 20-1-2023
1	Non-plan	448.55	448.55	0.00
2	NSSF	1176.28	750.94	425.34
3	Other Loans	0.00	0.00	0.00
4	Plan Loans	453.60	349.36	104.24
5	Urban Development (CSS)	0.53	0.53	0.00
6	Agricultur (CSS)	0.62	0.62	0.00
7	Tsunami Loans	93.00	4.08	88.92
9	RBI Loans	4.39	4.39	0.00
TOTAL		2176.97	1558.47	618.50

Way forward for the year 2023-24

During the pre-budget meeting/discussions for RE 2022-23 & BE 2023-24 held during the month of October/November 2022, MHA/MoF, Government of India has stressed the necessity to enhance the UT's own receipts by following means:-

- ✓ Enhancement of Property Tax
- ✓ Enhancement of GLR Value
- ✓ Enhancement of User charges in various Departments
- ✓ Reduction of Grant in aid to Govt. Undertakings / Institutions / Societies

Way forward for the year 2023-24

Being a UT, Puducherry does not get financial devolution as part of the Finance Commission.

Puducherry however has to provide its share for CSS at par with other States. Funding pattern for CSS for Puducherry should be at par with that of other UTs (100% Central share)

Implementation on Unified Data Hub under welfare oriented schemes implemented in the UT of Puducherry

Social auditing of Welfare and Development Schemes

*Confirmation of Minutes of the previous meeting of
State Planning Board*

**The floor is now open for State
Planning Board Members to Debate the
issues and Extend Guidance...**

Thanks...

